

SPECIFICATION



ROTATING TELESCOPIC HANDLER | 512-83R

Gross power: 150HP (112kW) | Lift capacity: 12,000 lb (5,500 kg) | Maximum lift height: 83 ft (25.5 m)



THE KING NOW HAS SWING.

The world's favorite telehandler is now available with a 360° rotating boom. Introducing the 512-83R with 83 ft lift height. Our new JCB rotating telehandler is simple to operate and offers all-round productivity, versatility, efficiency and safety. With over 45 years of manufacturing heritage, building our Loadall telescopic handlers, supported by the best dealer network in the business, supreme reliability and peace of mind is assured.

ALL-ROUND SIMPLICITY.

Our new rotating telehandler has the same simple, well designed controls as our standard telehandlers, delivering a similar operator experience across machines.



ALL-ROUND VERSATILITY.

Our machines combine the reach and lifting capability of a crane, the manoeuvrability of a telehandler and the access of a mobile work platform, for 3-in-1 versatility.

ALL-ROUND SAFETY.

Our new rotating telehandler is designed for complete safety, with best-in-class visibility and load management system to keep you safe and secure at all times.



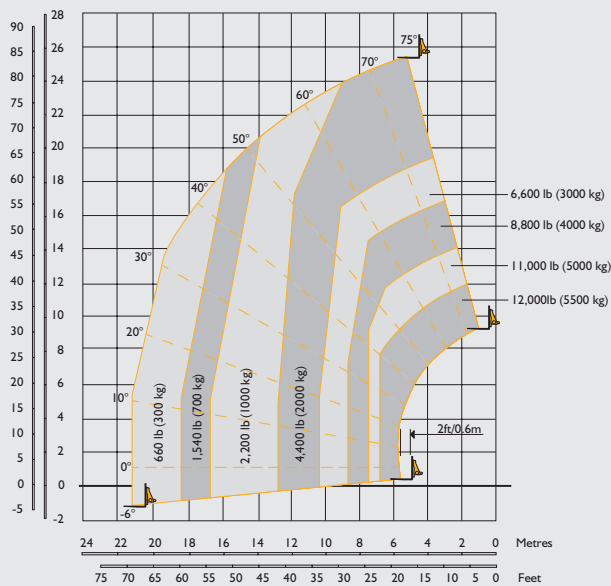
ALL-ROUND PRODUCTIVITY.

Whatever the application, our rotating telehandler has been extensively tested and proven in real world conditions to give you maximum performance.

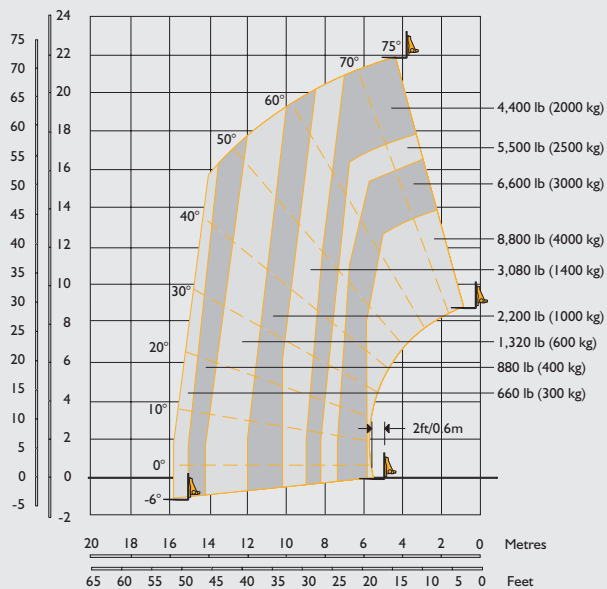
ALL-ROUND EFFICIENCY.

Using 85% of shared JCB components, plus proven manufacturing and assembly techniques, we provide the very highest levels of quality, reliability and efficiency.

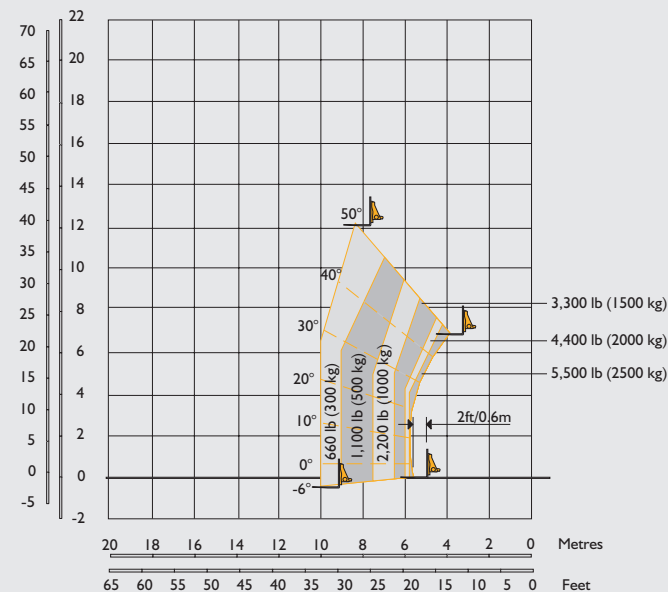
LIFT PERFORMANCE – FORKS, 360° WITH OUTRIGGERS DEPLOYED



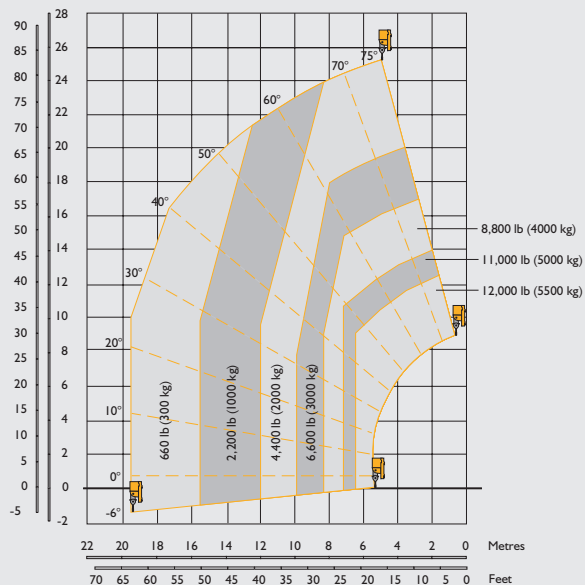
LIFT PERFORMANCE – FORKS, STRAIGHT AHEAD ON TIRES



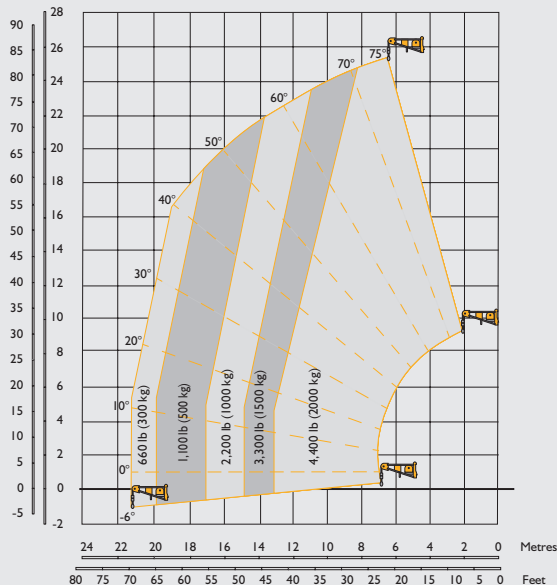
LIFT PERFORMANCE – FORKS, 360° ON TIRES



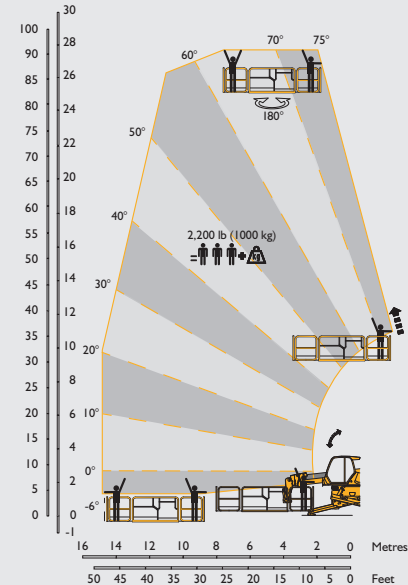
LIFT PERFORMANCE – 5.5T WINCH, 360° WITH OUTRIGGERS DEPLOYED

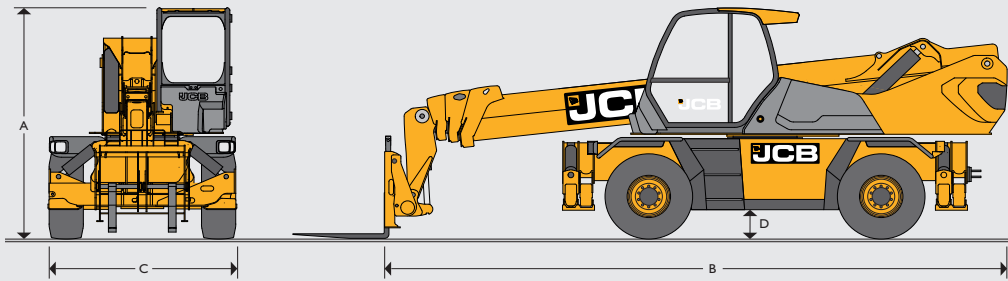


LIFT PERFORMANCE – 2T-6 FT JIB WINCH, 360° WITH OUTRIGGERS DEPLOYED



LIFT PERFORMANCE – 2200 LB SLEWING MAN PLATFORM WITH OUTRIGGERS DEPLOYED




DIMENSIONS

A	Overall height	ft-in (m)	10-1 (3.08)
B	Overall length	ft-in (m)	26-6 (8.09)
C	Overall width	ft-in (m)	8-0 (2.45)
D	Ground clearance	in (cm)	13 (35)
	Max lift height	ft-in (m)	83-7 (25.5)
	Max reach	ft-in (m)	70-2 (21.4)
	Max lift capacity	lb (kg)	12,125 (5500)
	Capacity at max height	lb (kg)	4,400 (2000)
	Capacity at max reach	lb (kg)	660 (300)
	Overall weight	lb (kg)	42,770 (19400)
	Front axle unladen weight (boom retracted and lowered)	lb (kg)	19,092 (8660)
	Rear axle unladen weight (boom retracted and lowered)	lb (kg)	23,678 (10740)
	Turning radius (over tires)	ft-in (m)	14-0 (4.29)

ENGINE

Type		JCB ECOMax T4F
Displacement	litres	4.8
Gross power	hp (kW)	145 (108) @ 2200rpm
Max torque	Nm	560 @ 1500rpm
Cylinders		4 in line
Fuel		Diesel direct injection turbocharged
Fuel tank	gal (l)	50 (190)
DEF tank	gal (l)	7 (26)
Gradeability		40%
Batteries	volts	2 x 12
Cooling system		Water – intercooler

TRANSMISSION AND HYDRAULICS

Transmission model		Bosch Rexroth
Transmission type		Two-speed hydrostatic
Drive wheels		4-wheel drive
Steering mode		4-wheel steer – 3 steering modes

HYDRAULICS

Type		Variable displacement pump electronically controlled with variable displacement motor
Flow rate	gal/min (l/min)	42 (160)
Movement control		2 servo electric joysticks
Operating system pressure	psi (bar)	4206 (290)

PERFORMANCE

Rotation		Continuous 360° rotation of turret mounted on external slew ring with in cab manual slew lock
Max travel speed	mph (kph)	25 (40)

AXLES

Type		Dana Spicer – with epicyclic reduction gear
Model		213
Oscillation		±8° oscillation with automatic hydraulic lock out on rear axle

BRAKES

Type		Power brakes hydraulically activated, oil-immersed multi-disc type on each axle
Rear axle		SAHR park brake

OUTRIGGERS

Type		4x telescopic outriggers with one touch auto deploy/level/retract
------	--	---

LOAD MANAGEMENT SYSTEM

Boom capacity and outrigger function load management system with RFID for attachment recognition

7" screen with rotary controller

Programmable envelope limits

5 configurable speed profiles

CARRIAGE

Type		Q-Fit carriage
Attachment recognition		RFID

TIRES

Type		445 / 65 R22.5
------	--	----------------



ONE COMPANY, OVER 300 MACHINES.

Rotating Telescopic Handler 512-83R

Gross power: 150HP (112kW) Lift capacity: 12,000 lb (5,500 kg) Maximum lift height: 83 ft (25.5 m)

JCB North America

2000 Bamford Blvd., Pooler, Georgia, 31322 Tel: (912) 447-2000

Download the very latest information on this product at www.jcb.com

©2021 JCB Sales. All rights reserved. No part of this publication may be reproduced, stored in a retrieval system, or transmitted in any form or by any other means, electronic, mechanical, photocopying or otherwise, without prior permission from JCB Sales. All references in this publication to operating weights, sizes, capacities and other performance measurements are provided for guidance only and may vary dependant upon the exact specification of machine. They should not therefore be relied upon in relation to suitability for a particular application. Guidance and advice should always be sought from your JCB Dealer. JCB reserves the right to change specifications without notice. Illustrations and specifications shown may include optional equipment and accessories. All images are correct at time of print. The JCB logo is a registered trademark of J.C. Bamford Excavators Ltd.

Your nearest JCB dealer

5716 / 29460 10/21 en-US

[f JCBNA](#)
[@JCBNA](#)
[JCBNORTHAMERICA](#)
[JCBNA](#)

